



SP200 Cantilever mount is designed and cater for current market's LCD, LED flat panel TV screens. Designed with space saver, this wall mount is suitable for home use and commercial. Its high tensile rigidity, trendy and dynamic look offered you the best of viewing temptation. Hung free at any tilting angles.

Largest tilting angles and broader horizontal swivel angles features

■ With up down -2 to 10 degrees tilting design features, provide you with a best viewing position no matter where you are sitting.

Can be easily adjusted

■ With advanced technologies design, the viewing angle can be adjusted freely. Once your desired angle is adjusted, it'll stay as the desired angle firmly.

Slim and eco-friendly concept

■ This NB product is designed and manufactured for the trendy slim flat panel LED TV. Its eco-friendly design features allow you to save space, lower materials usage and to enhance to your green living environment.


Cantilever mount

- Fits most 32"-47" flat panel TV
- VESA compliance : 75x75mm, 100x100mm, 100x200mm, 200x200mm, 200x400mm, 300x300mm, 400x400mm
- Load capacity : 60lbs (27.3kg)
- Tilt angle : -2°/+10°
- Swivel : /
- Color : Black
- Material : SPCC with coating finished

Product Features



Minimum extension : 54mm(2.12")
Maximum extension : 172mm(6.8")



Advanced technologies designed make viewing angle easy and convenient.

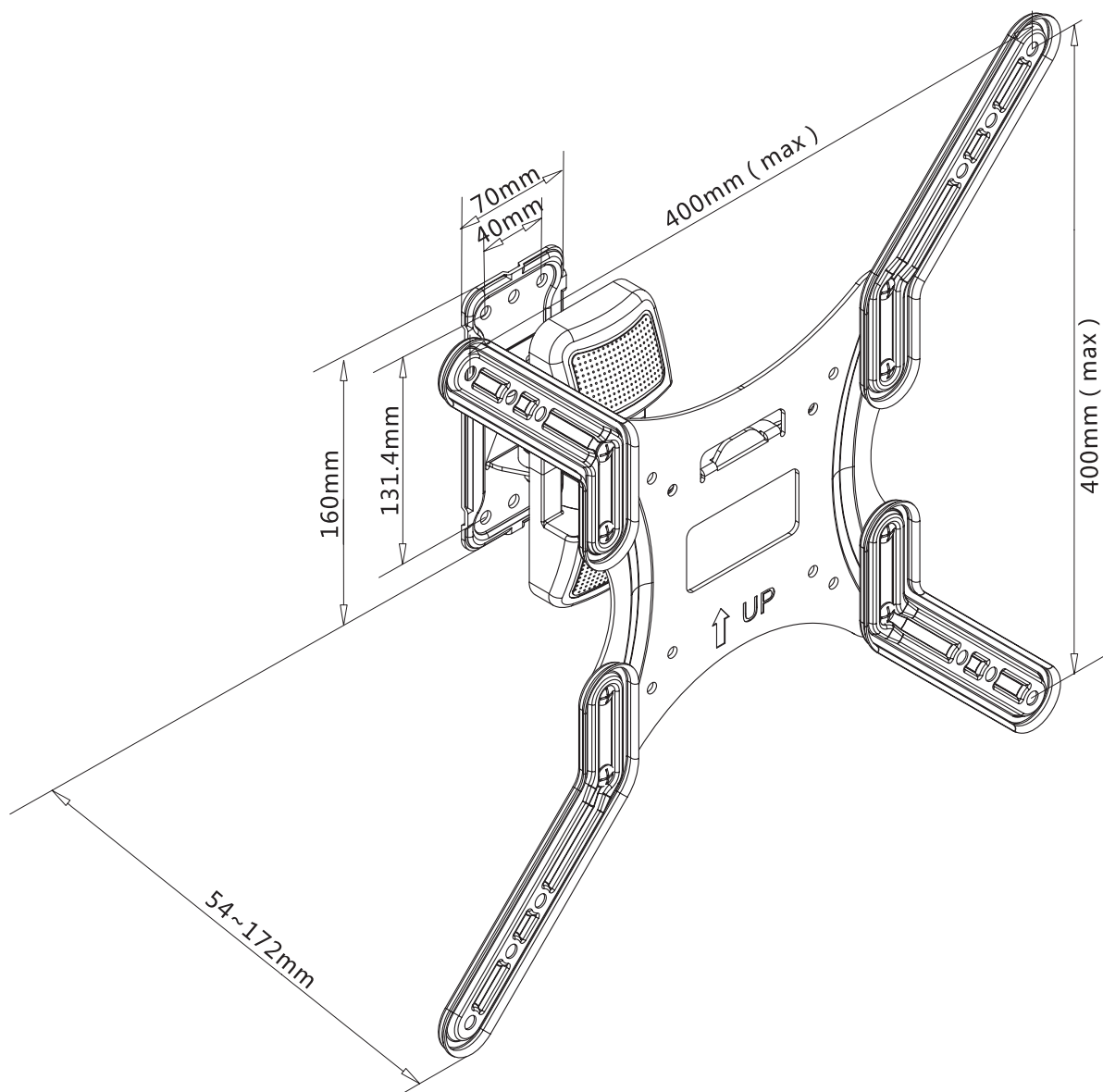


Neat and tidy cable management designed make your cables connection easy and trouble-free.



SP200

Cantilever mount




Notes

Please study and understand your TV's mounting holes distance prior to your TV bracket selection.

Mounting holes distance measuring methods:

From mounting hole centre left to mounting hole right centre,
From mounting hole centre right measure down to right corner mounting hole centre.



VESA(TV mounting holes)

